



### District Report Card: 2017


<b>State:</b> Meghalaya	<b>District:</b> East Jaintia Hills
<b>Class:</b> 8	<b>Subject:</b> Language
<b>Schools:</b> 51	<b>Students:</b> 940


### Participation/Coverage


#### Students

<b>GENDER</b> 	Boys		Girls	
	Number	%	Number	%
	355	37.77	585	62.23

<b>AREA</b> 	Rural		Urban	
	Number	%	Number	%
	927	98.62	13	1.38

<b>CATEGORY</b> 	SC		ST		OBC		GEN	
	Number	%	Number	%	Number	%	Number	%
	20	2.13	881	93.72	13	1.38	26	2.77

<b>CWSN</b> 	LD	VI	HI	S&LD	ID	Oth
	1	0	0	0	0	3

<b>Management</b> 	Government		Government-aided	
	Number	%	Number	%
	180	19.15	760	80.85

### Average Performance of Students in Language (%)

Overall	Gender		Area		Management		Social Group			
	Male	Female	Rural	Urban	Govt.	Aided	SC	ST	OBC	GEN
48.01	48.15	47.92	47.98	49.74	46.89	48.27	62.33	47.09	57.95	63.08

### Performance on Learning Outcomes (LOs)

Learning Outcomes	Description	Average Performance(%)
L813	Read textual/non-textual materials with comprehension and identifies the details, characters, main idea and sequence of ideas and events while reading	48.01

Range of Performance of Students who Answered Correctly							
Below 30%		30% - 50%		50% - 75%		Above 75%	
Number	%	Number	%	Number	%	Number	%
179	19.04	333	35.43	346	36.81	82	8.72

### Lowest Performing Learning Outcomes (LOs)

1 - Read textual/non-textual materials with comprehension and identifies the details, characters, main idea and sequence of ideas and events while reading (48.01)